

**MEMPHIS POLICE DEPARTMENT
Blue C.R.U.S.H.™ TRAC**

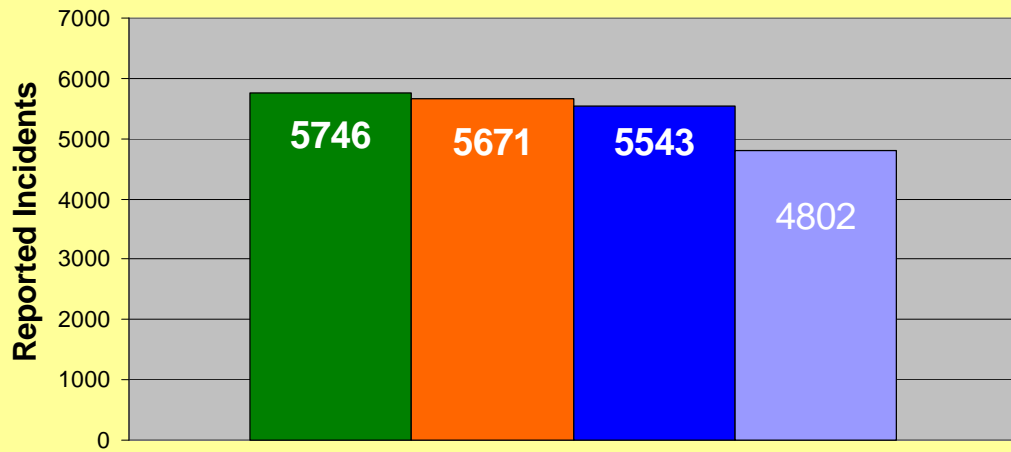
YEAR TO DATE

Total Part I Crime												
	Jan	Feb	Mar	Apr	May	Jun	Jul	Aug	Sep	Oct	Nov	Dec
2006	5576	4267	5376	5682	6245	5746	6147	6507	6086	5733	5330	5260
2007	4920	3978	5194	5445	5983	5671	6185	5732	5358	5377	5242	5478
2008	5040	4144	5072	5518	5847	5543	6016	5618	5673	5519	5142	4939
2009	4519	3687	4652	5141	5186	4802						
Part I Violent Crime*												
	Jan	Feb	Mar	Apr	May	Jun	Jul	Aug	Sep	Oct	Nov	Dec
2006	997	730	920	1030	1092	1082	1116	1122	1048	935	878	858
2007	794	707	940	955	1132	1013	947	977	1040	913	880	923
2008	769	698	861	957	1076	993	1055	938	1058	957	878	793
2009	784	640	862	942	953	928						
Part I Property Crime**												
	Jan	Feb	Mar	Apr	May	Jun	Jul	Aug	Sep	Oct	Nov	Dec
2006	4579	3537	4456	4652	5153	4664	5031	5385	5038	4798	4452	4402
2007	4126	3271	4254	4490	4851	4658	5238	4755	4318	4464	4362	4555
2008	4271	3446	4211	4561	4771	4550	4961	4680	4615	4562	4264	4146
2009	3735	3047	3790	4199	4233	3874						

* Part I Violent Crimes reported in the FBI's Uniform Crime Reports are: Murder, Forcible Rape, Robbery, and Aggravated Assault.

** Part I Property Crimes reported in the FBI's Uniform Crime Reports are: Burglary, Larceny-Theft, and Motor Vehicle Theft.

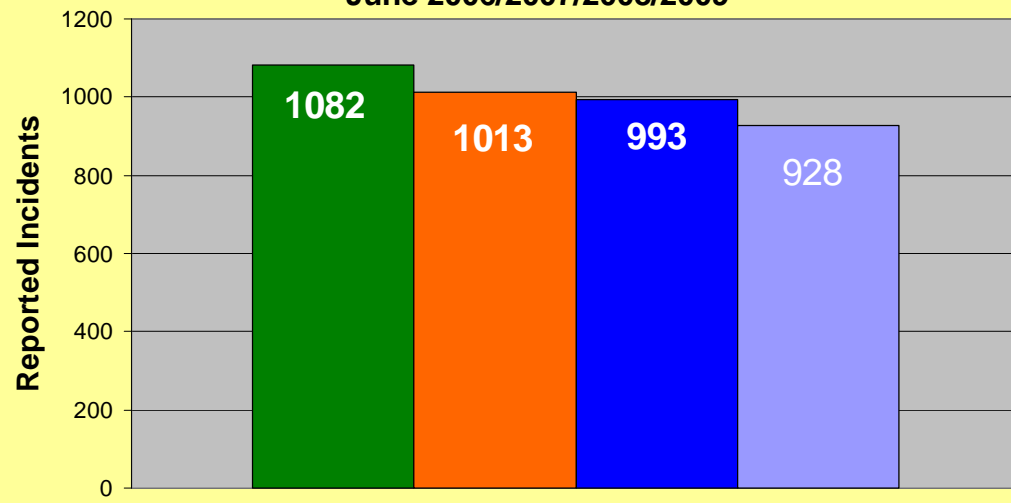
**Memphis Police Department
Part I Crimes
June 2006/2007/2008/2009**



Monthly Comparison

■ 2006 ■ 2007 ■ 2008 ■ 2009

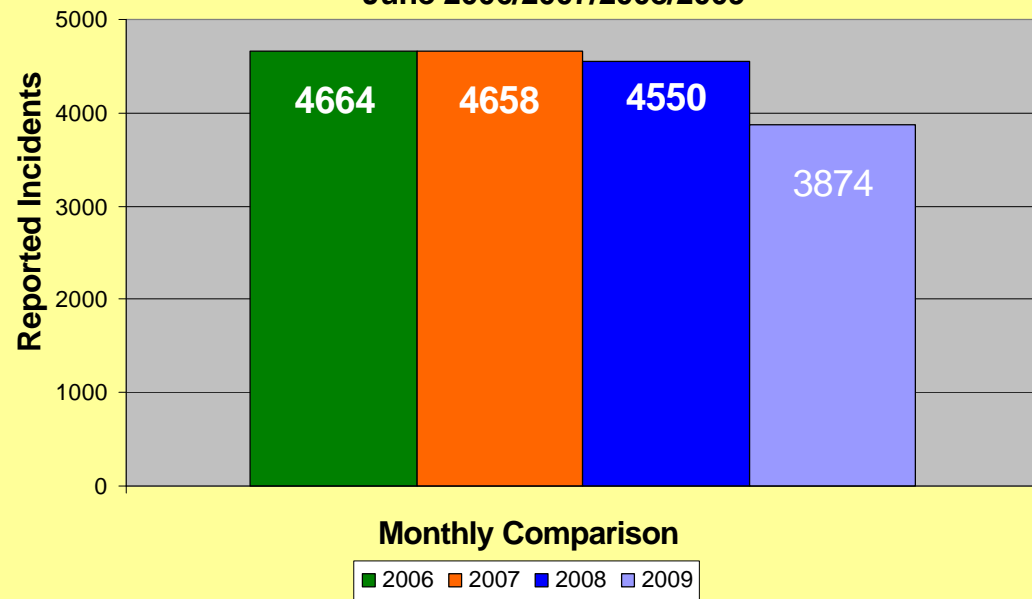
**Memphis Police Department
Part I Violent Crimes
June 2006/2007/2008/2009**



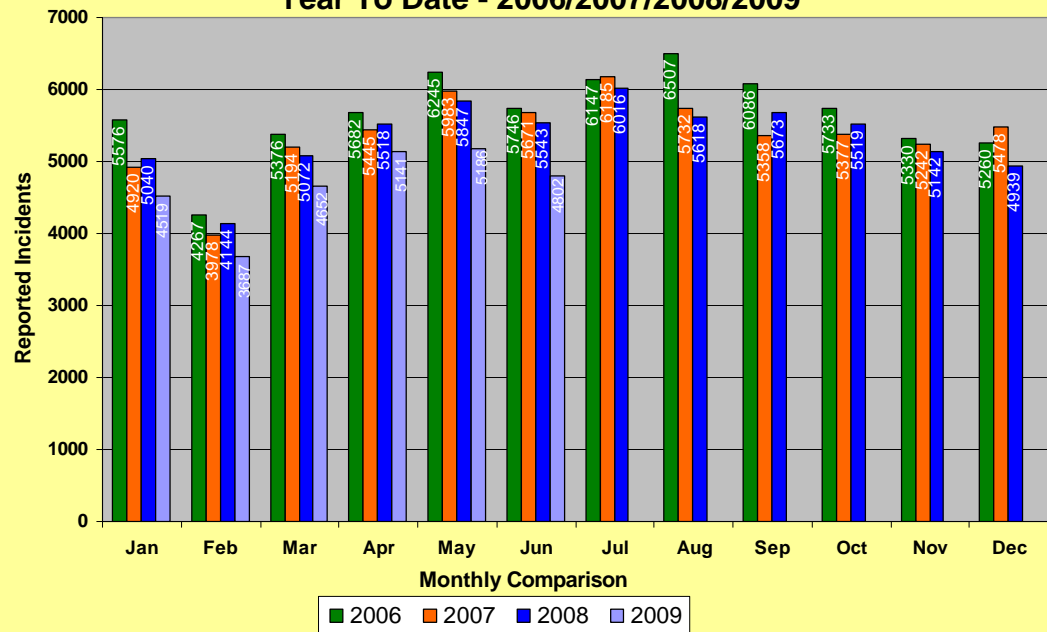
Monthly Comparison

■ 2006 ■ 2007 ■ 2008 ■ 2009

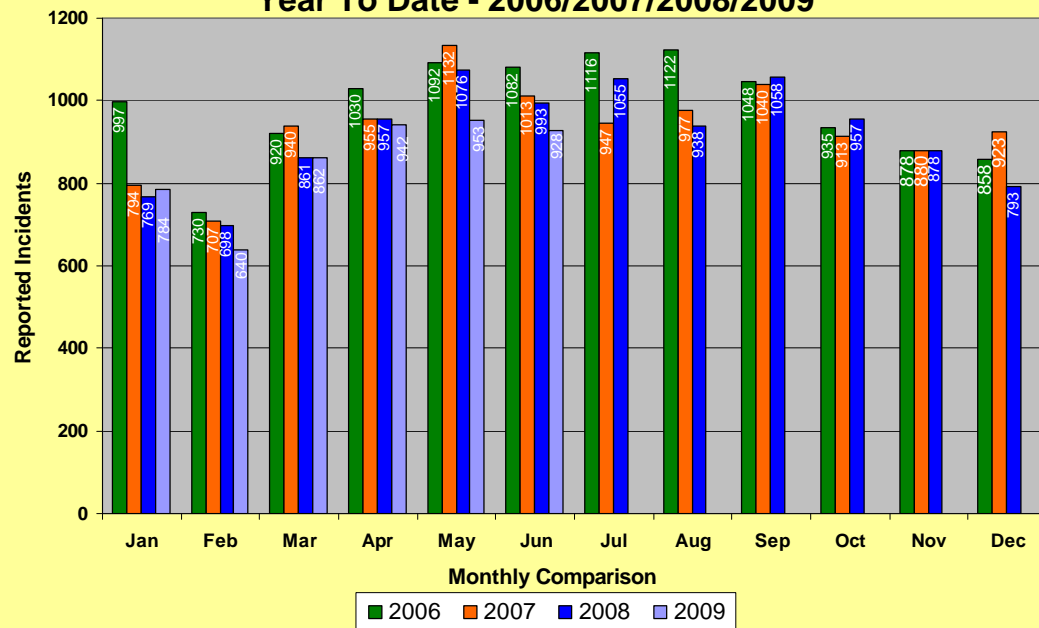
**Memphis Police Department
Part I Property Crime
June 2006/2007/2008/2009**



Memphis Police Department Part I Crimes Year To Date - 2006/2007/2008/2009



Memphis Police Department Part I Violent Crimes Year To Date - 2006/2007/2008/2009



**Memphis Police Department
Part I Property Crime
Year To Date - 2006/2007/2008/2009**

